

FAMILIARC™

LB-52-18 Arc Welding Electrode

AWS A5.1 E7018, EN ISO 2560-A-E 42 3 B, JIS Z3211 E4918
(For High Tensile Steel)

KOBELCO
KOBELCO STEEL GROUP

KOBELCO WELDING ASIA PACIFIC PTE. LTD.

HQ/Factory:

No. 20, Pandan Avenue, Off Pandan Road,
Singapore 609387.
Tel: (65) 6268 2711/2 Fax: (65) 6264 1751

Office:

No. 237, Pandan Loop, #07-10 Westech Building,
Singapore 128424.
Tel: (65) 6684 8107/5 Fax: (65) 6684 8110



LB 52-18 is an iron powder, low hydrogen type welding electrode used for welding 490MPa class high tensile steel.

The weld metal has excellent mechanical properties, toughness and crack resistibility. **LB-52-18** contains much iron powder in its coating and highly efficient welding can be conducted.

General Characteristics

Workability

- Much iron powder contained in the coating gives high efficiency.
- LB-52-18 produces the weld metal of excellent toughness and crack resistibility because of the characteristic peculiar to the low hydrogen type electrode.
- Good with both AC and DC.
- All position welding for 490MPa class high tensile steel is performed, in the fields of ship building, machine and steel structural fabrications.

Distributed by:

KOBELCO WELDING ASIA PACIFIC PTE. LTD.

Production Sizes and Recommended Welding Current

Table 1: Production sizes and recommended welding current (AC or DC ±)

| | | | | | |
|-------------------------|---------------------|---------|----------|-----------|-----------|
| Electrode Diameter (mm) | | 2.6 | 3.2 | 4.0 | 5.0 |
| Electrode Length (mm) | | 350 | 400 | 450 | 450 |
| Current Range (Amp) | Flat Position | 65 ~ 95 | 90 ~ 130 | 130 ~ 190 | 190 ~ 250 |
| | Vertical & Overhead | 60 ~ 90 | 80 ~ 120 | 110 ~ 170 | 165 ~ 210 |

Weldability

Mechanical Properties of All Weld Metal

Table 2: Typical Mechanical Properties of All Weld Metal

| | Yield Point | | Tensile Strength | | Elongation (%) | IV at -29°C (J) | PWHT |
|----------|-------------|-------|------------------|-------|----------------|-----------------|--------------|
| | MPa | (ksi) | MPa | (ksi) | | | |
| Example | 500 | (72) | 560 | (81) | 31 | 110 | A.W. |
| | 410 | (60) | 510 | (74) | 33 | 140 | 620°C X 1 hr |
| Guaranty | ≥400 | (≥58) | ≥480 | (≥70) | ≥22 | ≥27 | A.W. |
| | ≥350 | (≥50) | ≥460 | (≥67) | ≥25 | ≥27 | 620°C X 1 hr |

Chemical Composition of All Weld Metal

Table 3: Typical Chemical Composition of All Weld Metal (mass%)

| C | Mn | Si | P | S |
|------|------|------|-------|-------|
| 0.07 | 0.97 | 0.59 | 0.013 | 0.007 |

Efficiency

Fig. 2 & Fig. 3 show the results of welding efficiency and deposition rate respectively.

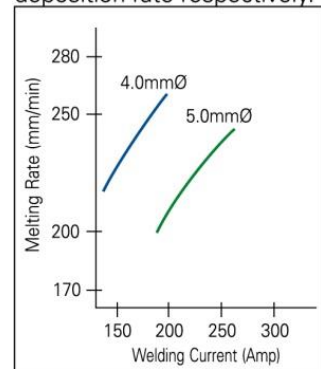


Fig. 2: Melting Rate

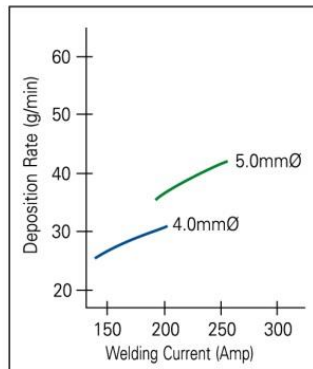


Fig. 3: Deposition Rate

Notes of Usages

- Dry the electrodes at 300°C~350°C for 30~60 minutes before use.
- Keep the arc length as short as possible.
- Use the back-step method or a tab plate at the time of arc starting in order to prevent blowholes.
- Use a wind screen against strong wind.
- Do the pre-heating properly when there is fear of cracking at the time of welding high restrained or high carbon equivalent steel.

Technical Report

LB-52-18 is a low-hydrogen electrode with a high deposition rate for mild steel and 490N/mm² high tensile steel. It is an excellent choice for a variety of applications.

Inception of LB-52-18

LB-52-18 was developed around 1962. "L" stands for low hydrogen, while "B" symbolizes a slag-shielding covered electrode. "52" refers to the typical tensile strength of deposited metal at the time the electrode was developed. "1" shows that it can be used in all positions, while "8" is the designation for "iron powder, low hydrogen" as in the AWS E7018 specification.

High deposition rate

The deposition rate is the weight of metal deposited per unit of time. Typical deposition rates of LB-52-18 and an ordinary E7016 electrode, as a function of welding current, are shown in Fig.4.

It is clear that the deposition rates are dependent on welding current, and LB-52-18 provides approximately 20% higher deposition rates when compared with E7016 electrode.

The deposition rate is an important variable in welding economics. A higher deposition rate necessarily results in a faster speed or shorter time for welding a certain mass of groove. Shorter welding times can reduce labour costs. LB-52-18, therefore, can provide savings by up to 20% over ordinary E7016 electrodes when the cost for material and overhead are kept constant.

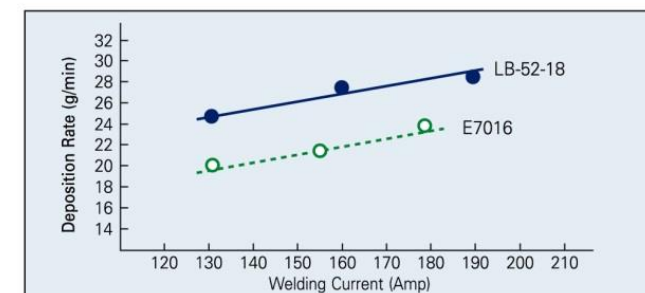


Fig. 4: A Comparison between LB-52-18 and an Ordinary E7016 Electrode on Deposition Rate

Outstanding features of LB-52-18

The features that help LB-52-18 stand apart from ordinary E7018 electrodes are:

- Superior welding performance with either DC or AC currents. It is the No. 1 electrode among the various low hydrogen electrodes that use DC.
- Superior mechanical properties: constant tensile strength and high impact value.
- Superior crack resistibility

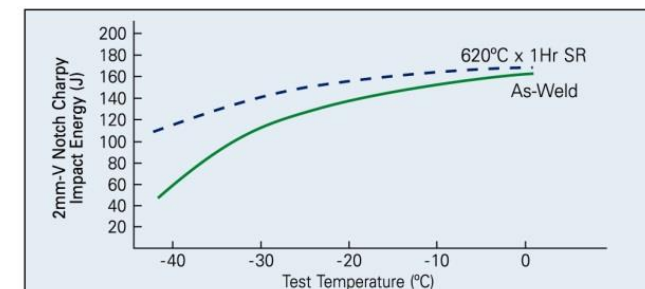


Fig. 5: Typical Impact Energy of LB-52-18 Deposited Metal (4.0mm)

Fig. 5 shows the results of Charpy impact tests on LB-52-18 deposited metal using 2mm V-notch specimens at various testing temperatures. This high impact strength makes LB-52-18 suitable of low-temperature applications down to -20°C, in addition to applications at room and elevated temperatures.

Highly reputed for 35 years

Since it was launched, LB-52-18 has seen its features refined and its markets expanded. Kobe Steel pursues keen quality control in order to maintain the excellency of LB-52-18 produced in Japan and overseas. The maintenance of quality is an important factor in the high reputation that LB-52-18 has persistently earned in such diverse fields as machinery, steel structures, bridge construction and shipbuilding.

How to use LB-52-18

When higher welding speeds or short welding times are required, ordinary E7016 electrodes can be switched to LB-52-18 in any application. In particular, LB-52-18 really shines in all-position welding of pipes using DC power sources. You will get unsurpassed arc stability and a superior weld bead profile through the girth weld of the pipes, in addition to higher deposition rates. However, you cannot obtain these merits unless you follow some of the following precautions.

- Re-dry LB-52-18 at 300~350°C for 30~60 minutes before use for every four-hour exposure to air without wetting unless otherwise specified. This is because the coating flux tends to pick up moisture in the air as shown in Fig. 6. Moisture can be a cause of spatters, porosity, irregular bead appearance and cold cracking. The moisture content in the coating flux, therefore, should be maintained at 0.5% maximum by re-drying in order to prevent decreased usability and weldability.

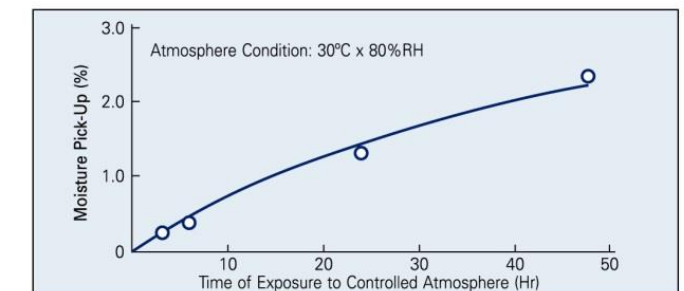


Fig. 6: The Relationship between Moisture Pick-Up and Time of Exposure to Controlled Atmosphere

- Use the backstep technique at arc starting to prevent the occurrence of porosity at the starting area of the weld bead as illustrated in Fig. 7. This figure shows the backstep technique in the vertical-up position when welding a horizontally fixed pipe. This is a common practice for all low hydrogen electrodes.

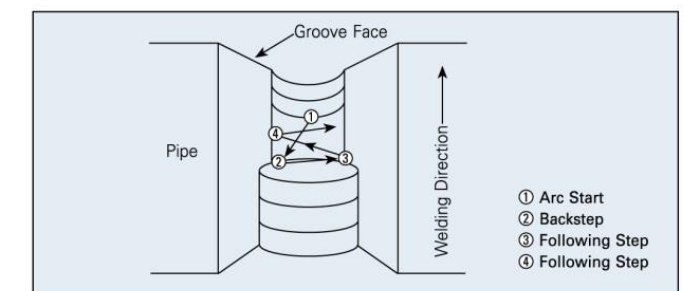


Fig. 7: The Backstep Technique in Vertical-Up Position Welding of Pipes